






Questions Geographers Ask

Theme	Questions
<p><b>Location</b></p> 	<p><b>Where is it?</b></p> <ul style="list-style-type: none"> <li>• What is its absolute location? 45<sup>th</sup> parallel</li> <li>• What is its relative location? north of _____, south of _____, between _____</li> </ul>
<p><b>Place</b></p> 	<p><b>What is it like there?</b></p> <ul style="list-style-type: none"> <li>• What are its natural characteristics? <i>made by nature</i></li> <li>• What are its human characteristics? <i>made by humans - part of the landscape</i></li> </ul>
<p><b>Human/Environment Interaction</b></p> 	<p><b>How do people interact with the environment?</b></p> <ul style="list-style-type: none"> <li>• How have people used the environment? <i>example - how do we use lakes?</i></li> <li>• How have people adapted to the environment? <i>- example - what do you do when it is cold</i></li> <li>• How have people modified or changed the environment? <i>- not always for the better</i></li> </ul>
<p><b>Movement</b></p> 	<p><b>How is the place connected to other places?</b></p> <ul style="list-style-type: none"> <li>• How and why have people, goods, and ideas moved in and out of the place? <i>what forces people to leave Michigan?</i></li> </ul>
<p><b>Regions</b></p> 	<p><b>How might common geographic characteristics help us understand this place?</b></p> <ul style="list-style-type: none"> <li>• How can the place be divided into regions? <i>think of the peninsulas or fruit belt</i></li> <li>• To what regions does the place belong? <i>The Midwest of the United States</i></li> </ul>